


Consolidated Statement of comprehensive income of "Sirma Group Holding" JSC

for the period ended on 30 September,2015

IFRS

	Notes	30.9.2015 '000 leva	30.9.2014 '000 leva
Sales revenue	2.6.;3	21 050	19 378
Income from revaluation and sale of property		614	
Income from financing	2.6.;3	135	43
Other income	2.6.;3	83	168
Total revenue	2.6.	21 882	19 589
Material costs	2.7.;4.1	(330)	(381)
Costs for external services	2.7.;4.2.	(3 090)	(2 926)
Staff costs	2.7.;4.3.	(12 067)	(10 812)
Depreciation and impairment of non-financial assets	2.7.;4.5	(5 112)	(3 927)
Cost of goods sold and other current assets	2.7.;4.4.	(5 884)	(4 491)
Changes in inventories of finished goods and work in progress	2.7.	835	374
Capitalized own expenses	2.7.;4.7	7 097	5 394
Other costs	2.7.;4.6	(715)	(504)
Total expenditure	2.7.	(19 266)	(17 273)
Profit / (Loss) from operating activities	2.7.	2 616	2 316
Profit / (Loss) from sale of investments in subsidiaries and associates		-	5 722
Financial expenses	2.7.;5.1	(459)	(206)
Financial income	2.7.;5.2	242	84
Financial income / expenses net	2.7.	(217)	5 600
Share of profit of associates			43
Profit / (Loss) before taxes		2 399	7 959
Profit / (Loss) for the year from continuing operations		2 399	7 959
Total comprehensive income		2 399	7 958
Basic earnings per share		0,048	0,160

Prepared by:


Nikolay Yatzino

Chief Executive Officer :


Tsvetan Alexiev

Date: 30.10.2015

Consolidated statement of financial position of "Sirma Group Holding" JSC

for the period ended on 30 September, 2015

IFRS

Assets	Notes	30.9.2015	30.9.2014
		'000 leva	'000 leva
Non-current assets			
Intangible assets	2.9; 6.1	34 069	29 429
Property, plant and equipment	2.8.;6.1	3 595	3 302
Investments in subsidiaries	2.11;6.1	15	123
Investments in associates	2.11;6.1	331	336
Deferred tax assets	6.1	27	43
Expenditure on acquisition of fixed assets	6.1	15 308	10 053
Goodwill	6.1	19 399	19 320
Non-current assets	6.1	72 744	62 606
Current assets			
Inventories	2.13;6.2	1 391	1 800
Trade receivables	2.14;6.2	5 298	4 885
Receivables from related parties	6.2	783	-
Tax claims	6.2.	135	85
Other receivables	6.2.	1 887	474
Prepaid expenses	6.2.	81	-
Cash and cash equivalents	2.16;6.2	2 763	3 351
Current assets	6.2	12 338	10 595
Assets and disposal groups classified as held for sale		15 188	14 649
Total assets		100 270	87 850

Consolidated statement of financial position of "Sirma Group Holding" JSC

for the period ended on 30 September, 2015 (continuation)

Equity and liabilities	Notes	30.9.2015 '000 leva	30.9.2014 '000 leva
Equity			
Main / Share Capital	7.1.1.	49 837	49 837
Treasury stocks	7.1	-	-2 626
Reserves	7.1.2	1 269	1 120
Reserves from restated reports	7.1.2	3 423	721
Retained earnings / (Accumulated loss) from previous years	7.1.3.	7 728	1 874
Current financial result	7.1.3.	2 399	7 958
Non-controlling interest	7.1.4	20 511	18 320
Total equity	7.1	85 167	77 204
Liabilities			
Non-current liabilities			
Provisions	7.2.1.	182	69
Long-term loans	7.2.2.	1 054	675
Obligations under finance leases	7.2.3.	336	400
Trade payables	7.2.4.	14	128
Financing	7.2.5.	-	10
Deferred tax liabilities	7.2.5	867	435
Non-current liabilities	7.2	2 453	1 717
Current liabilities			
Provisions	7.3.1.	490	505
Pension and other obligations personnel	7.3.2.	2 026	1 340
Short-term loans	7.3.3.	4 768	2 830
Obligations under finance leases	7.3.4.	15	16
Trade and other payables	7.3.5.	1 609	1 582
Short-term obligations affiliates	7.3.6.	51	-
Tax obligations	7.3.7.	435	356
Payables under advances received	7.3.8.	2 094	2 052
Financing	7.3.9.	861	-
Other liabilities	7.3.10	301	248
Current liabilities	7.3	12 650	8 929
Total liabilities	7	15 103	10 646
Total equity and liabilities	7	100 270	87 850

Prepared by:


Nikolay Yatzino

Chief Executive Officer :


Tsvetan Alexiev

Date: 30.10.2015

Consolidated Cash Flow Statement of "Sirma Group Holding" JSC

for the period ended on 30 September, 2015


IFRS

	Notes	30.9.2015 '000 leva	30.9.2014 '000 leva
Operating activity			
Cash receipts from customers	9.1.	23 146	20 828
Payments to suppliers	9.1.	(11 762)	(8 305)
Payments to employees and social security institutions	9.1.	(10 937)	(10 146)
Cash flows related to interest, dividends and other similar	9.1.	(9)	-
Paid and reimbursed corporate tax	9.1.	(43)	-
Payments in the distribution of profits	9.1.	(188)	-
Other receipts / (payments), net	9.1.	(645)	(1 130)
Net cash flow from operating activities	9.1.	(438)	1 247
Investment activity			
Acquisition of property, plant and equipment	9.2.	(635)	(429)
Proceeds from sale of property, plant and equipment	9.2.	31	-
Acquisition of subsidiaries	9.2.	(9)	(18)
Sale of subsidiaries	9.2.	105	-
Acquisition of intangible assets	9.2.	307	(185)
Loans, deposits	9.2.	(197)	48
Payments on loans	9.2.	(100)	(70)
Borrowing	9.2.	65	-
Cash flows related to deposits for investment	9.2.	2	-
Payments on borrowings	9.2.	(27)	-
Interest received	9.2.	1	15
Dividends, interest and commissions	9.2.	(34)	-
Other	9.2.	69	-
Net cash flow from investing activities	9.2.	(422)	(639)
Financing activity			
Borrowing	9.3.	1 501	695
Loans payables	9.3.	(444)	(380)
Payments under finance leases	9.3.	(75)	-
Cash flows from issuance and reacquisition of securities	9.3.	(229)	-
Interest payments	9.3.	(97)	(66)
Unlike the revaluation of foreign currency accounts	9.3.	3	-
Other	9.3.	(39)	34
Net cash flow from financing activities	9.3.	620	283
Net change in cash and cash equivalents		(240)	891
Cash and cash equivalents at beginning of year		3 003	2 460
Cash and cash equivalents at end of year		2 763	3 351
Cash and cash equivalents at the end of the year except those in the group exemption		2 763	3 351

Prepared by:


Nikolay Yatzino

Chief Executive Officer :


Tsvetan Alexiev

Date: 30.10.2015

Consolidated Statement of Changes in Equity of "Sirma Group Holding" JSC

for the period ended on 30 September, 2015


All amounts are in '000 leva	Main/Share capital	Reserves	Retained earnings/ (Accumulated loss)	Current financial result	Minority interest	Total equity
Balance at January 1, 2014	73 341	2 940	(1 048)	2 950	8 150	86 333
Profit for:						-
Dividends	-	-	-	(787)	-	(787)
Reserves	-	273	-	(273)	-	-
Retained earnings	-	-	1 890	(1 890)	-	-
Correction capital in transformation	(23 504)					(23 504)
Correction restated reports	-	(541)	-	(546)	-	(1 087)
Acquisition of the company and changes in shareholding	-	(450)	1 901	-	10 170	11 621
Profit / (Loss) for the year	-	-	-	9 778	-	9 778
Unpaid capital	(25)	-	-	-	-	(25)
Balance at December 31, 2014	49 812	2 222	2 743	9 232	18 320	82 329

Consolidated Statement of Changes in Equity of "Sirma Group Holding" JSC


for the period ended on 30 September, 2015 (continuation)

All amounts are in '000 leva	Main/Share capital	Reserves	Retained earnings/ (Accumulated loss)	Current financial result	Minority interest	Total equity
Balance at January 1, 2015	49812	2222	11975	-	18320	82329
Correction - Paid in capital	25	-	-	-	-	-
Restated balance at January 1, 2015	49 837	2 222	11 975		18 320	82 354
Profit for:						
Dividends	-	-	(822)	-	-	(822)
Reserves	-	3 423	(1 198)	-	-	2 225
Result for the current period	-	-	-	2 399	-	2 399
Changes at the expense of owners	-	(953)	(2 227)	-	2 191	(989)
Balance at September 30, 2015	49 837	4 692	7 728	2 399	20 511	85 167

Prepared by:


Nikolay Yatzino

Chief Executive Officer :


Tsvetan Alexiev

Date: 30.10.2015